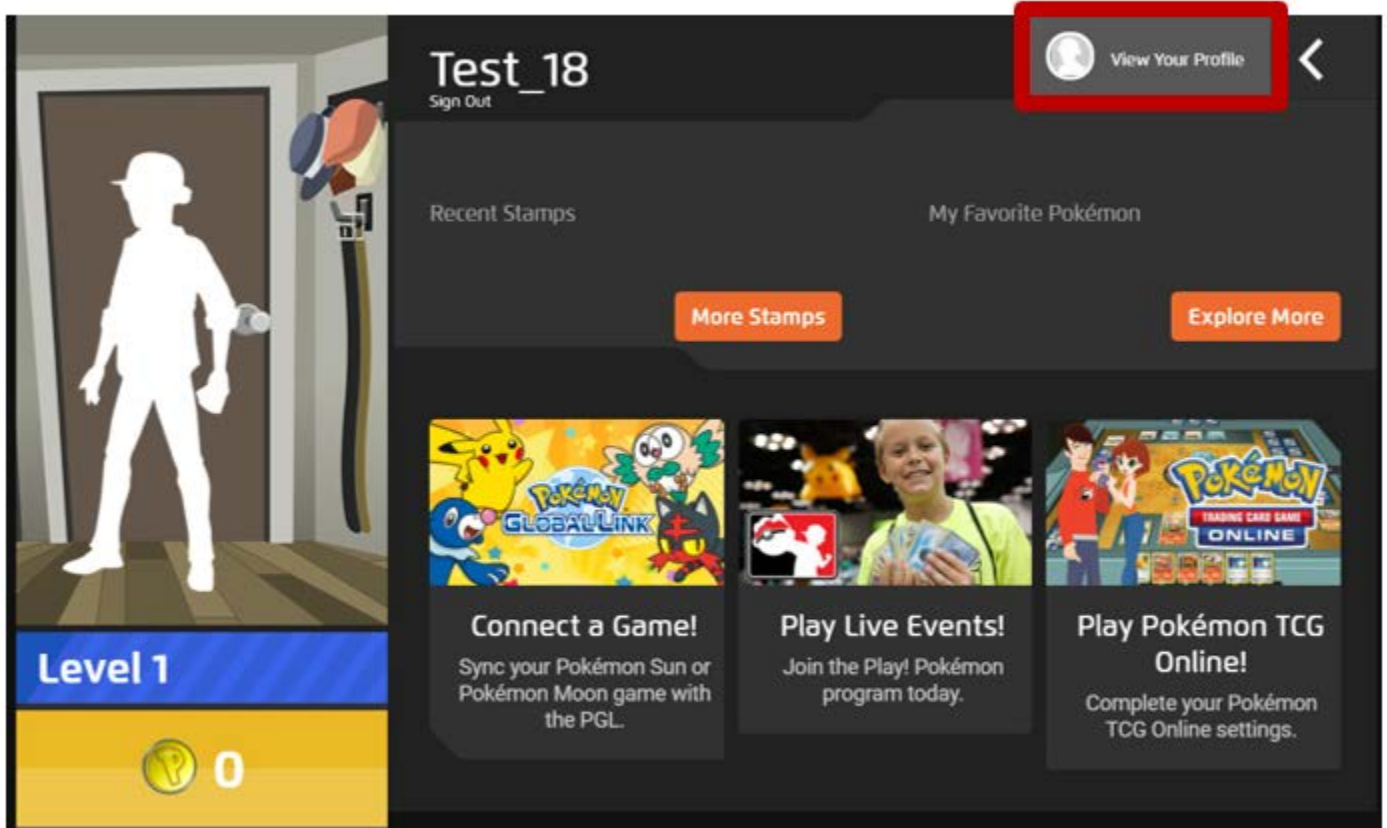


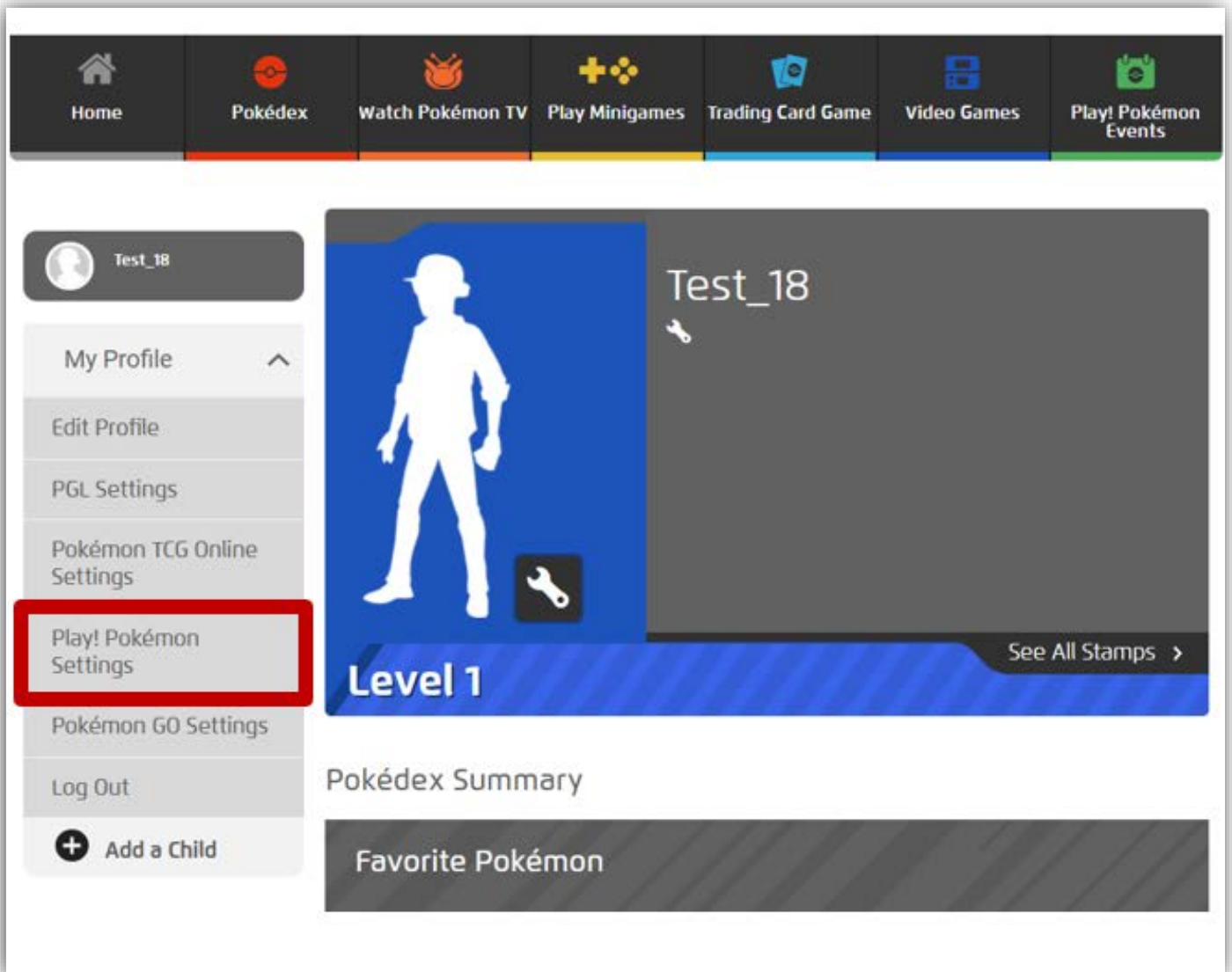


Applying to the Professor Program

1. Log in to your Pokémon Trainer Club account. (If you do not have a Pokémon Trainer Club account, please follow this [tutorial](#).) View your profile by clicking on the portrait circle on the left-hand toolbar, and then choosing the **View Your Profile** option.



2. On your profile page, choose the **Play! Pokémon Settings** option on the left-hand toolbar.



3. Enter your legal First Name and Last Name, select **Please assign me a new Player ID number** if you need a Player ID, and accept the **Play! Pokémon Terms of Use**.

Test_18

Screen Name

Screen Name Test_18

• First Name

• Last Name

Play! Pokémon Account

If you've recently been to a Play! Pokémon event and you received a Player ID card, enter the Player ID number below to set up your account.

I received a Player ID card at an event

Please assign me a new Player ID number

Play! Pokémon Terms of Use

Please scroll through the Terms of Use and accept it before submitting.

By using this program, including downloading any software components through the homepage (the "Site"), you acknowledge that you have read, and agree to be bound by, this agreement. Where you are providing consent for creation of an account for a minor, you are also agreeing that the minor will be bound by this agreement. If you do not agree to these terms, do not use the Site or authorize its use by others.

ABOUT THE INFORMATION ON THIS SITE

This Site was designed in part to provide a forum for people to learn about where and when Pokémon trading card game Leagues, Tournaments and other Pokémon Organized Play events are being held, and the player rankings of registered users of this Site who participate in these events. Because of the popularity of the Pokémon trading card game, hundreds of these events may be occurring worldwide on any day. Pokémon sells trading card games,

I accept the terms and conditions of the Play! Pokémon program shown above.

4. If you opted to receive a new **Player ID**, you will be assigned one on the following page or be given a field to enter your **Player ID**. Select your **Play! Pokémon Preferences** and click **Submit**.

Home Pokédex Watch Pokémon TV Play Minigames Trading Card Game Video Games Play! Pokémon Events

Play! Pokémon Settings

Play! Pokémon Account

Test_18

My Profile ^

Profile Overview

PGL Settings

Pokémon TCG Online Settings

Play! Pokémon Settings

Pokémon GO Settings

My Play! Pokémon Page

Log Out

+ Add a Child

Screen Name: Test_18

Player ID:

Play! Pokémon Preferences

Yes! I want to participate in all available Play! Pokémon Programs including [Championship Points](#) and [Play! Points](#). By selecting this preference, and providing valid contact information, I am eligible for special prizes such as travel awards, scholarships, and event invitations.

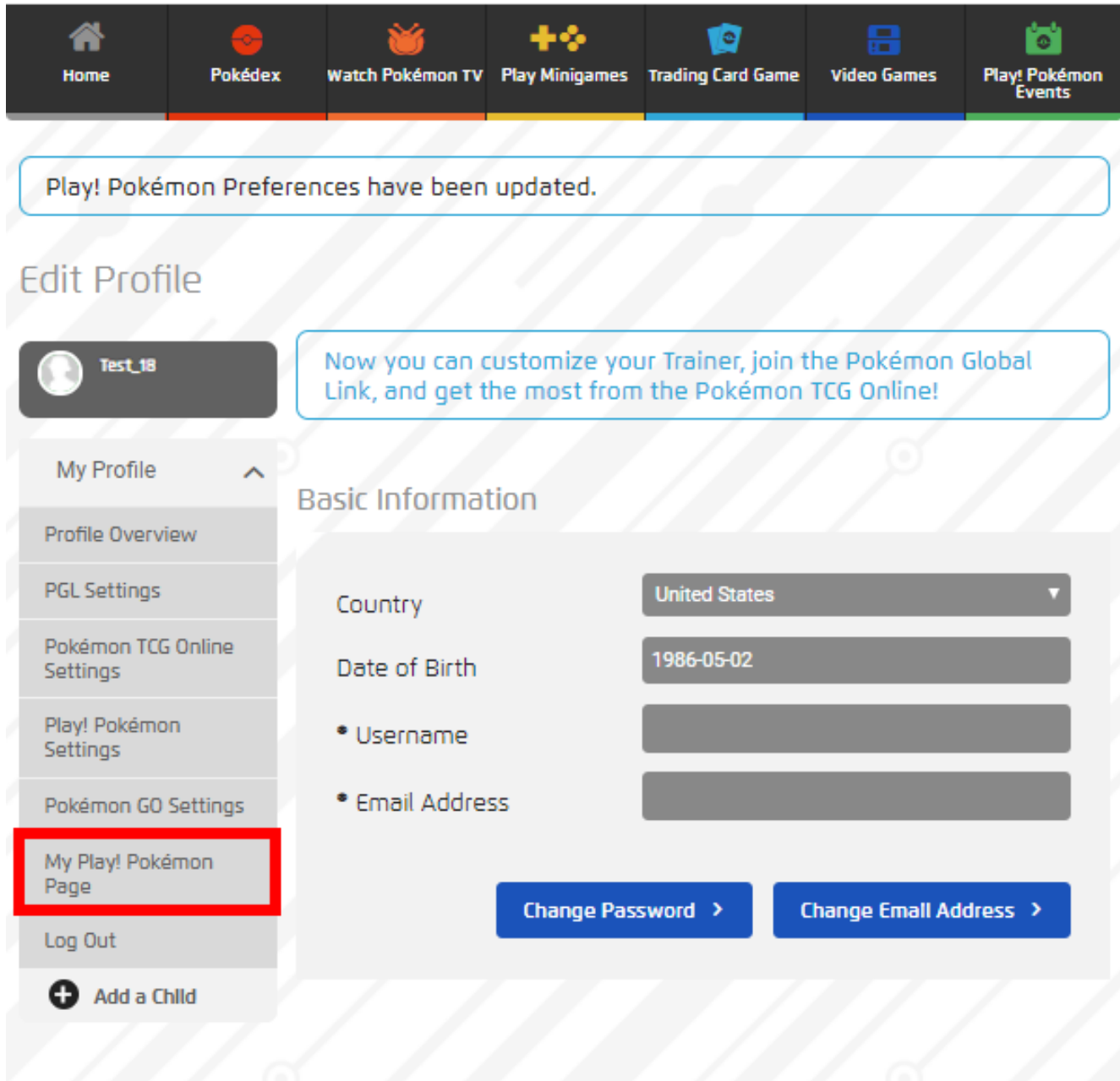
No. I do not wish to participate in any Play! Pokémon program and I understand that I will NOT be eligible to earn special prizes such as travel awards, scholarships, and event invitations.

Please choose which product to add your Play! Points earned through League: Trading Card Game ▼

Submit

Play! Pokémon Terms of Use

5. After submitting your information, you will be directed to the **Edit Profile** page. On the left-hand toolbar, select **My Play! Pokémon Page**.



6. Once on your **My Play! Pokémon Page**, select **Professors** from the left-hand toolbar. Here you can read an **Overview** of the Professor Program, learn about the **Professor Core Values**, and apply to **Join the Professor Program**.

The screenshot shows the 'My Play! Pokémon' website interface. At the top is a navigation bar with icons for Home, Pokédex, Watch Pokémon TV, Play Minigames, Trading Card Game, Video Games, and Play! Pokémon Events. Below this is the main content area with the title 'My Play! Pokémon'. On the left is a sidebar menu with the following items: OP Tools Dashboard, Player Information, Organizer Information, Professors (highlighted with a red box), Overview, Professor Core Values, Join the Professor Program, and Log Out. The main content area displays the user's profile: 'Test Test18', 'Player ID: 2441093', and '2018' (year selector). Below the profile is a 'Print Player ID Card' button. The 'MY POINTS' section contains a table with columns for 'Type', 'Pokémon TCG', and 'Video Game'. The 'Pokémon TCG' column has sub-columns for 'Current Points' and 'Points History'. The 'Video Game' column has sub-columns for 'Current Points' and 'Points History'. The table lists 'Championship Points' and 'Season Play! Points', both with 0 current points and a red refresh icon in the history column. 'Lifetime Play! Points' also shows 0. Below the table is the 'TRADING CARD GAME STATS' section, which includes the text 'Championship Points (rankings last updated Feb. 14, 2018, 2:50 p.m. EST):'. Red arrows point from the 'Overview', 'Professor Core Values', and 'Join the Professor Program' menu items to their respective sections in the main content area.

Type	Pokémon TCG		Video Game	
	Current Points	Points History	Current Points	Points History
Championship Points	0		0	
Season Play! Points	0		0	
Lifetime Play! Points	0		0	

7. The **Rules & Resources** page provides information detailing event rules and helpful information for parents, Judges, and Organizers. Use this page to study for your Professor application. [The Rules & Resources page can be found here.](#)

Play! Pokémon Rules & Resources

General Information

- [Play! Pokemon General Event Rules](#)
- [Play! Pokemon TCG Rules and Formats](#)
- [Play! Pokemon VG Rules and Formats](#)
- [Ratings and Rankings FAQ](#)
- [A Parents Guide to Tournaments](#)
- [World Championships Battle Dictionary](#)
- [Play! Pokémon Terms of Use](#)

Card Information

- [Pokémon TCG Rulebook](#)
- [TCG Errata \(Updated 4/24/2015\)](#)
- [Standard Format Deck List \(8.5x11\)](#)
- [Standard Format Deck List \(A4\)](#)
- [Expanded Format Deck List \(8.5x11\)](#)
- [Expanded Format Deck List \(A4\)](#)

Judge and Organizer Resources

Find an Upcoming Play! Pokémon Event!
Use the Play! Pokémon event locator to find a competition or League event near you.

8. When you're ready, on the **My Play! Pokémon Page**, select **Professors** on the left-hand toolbar and choose **Join the Professor Program**.

The screenshot shows the 'My Play! Pokémon' website interface. At the top is a navigation bar with icons for Home, Pokédex, Watch Pokémon TV, Play Minigames, Trading Card Game, Video Games, and Play! Pokémon Events. Below this is the 'My Play! Pokémon' header. On the left is a sidebar menu with the following items: OP Tools Dashboard, Player Information (with a dropdown arrow), Organizer Information (with a dropdown arrow), Professors (with an up arrow), Overview, Professor Core Values, **Join the Professor Program** (highlighted with a red border), and Log Out. The main content area shows the user's profile for 'Test1 Test18' with a 'Player ID' of 2018 and 'Player Age Division: Master US'. A red button labeled 'Print Player ID Card' is visible. Below this is a 'MY POINTS' section with a table showing points for Championship Points, Season Play! Points, and Lifetime Play! Points, categorized by Pokémon TCG and Video Game. The bottom section is titled 'TRADING CARD GAME STATS' and includes tables for 'Championship Points (rankings last updated Feb. 14, 2018, 2:50 p.m. EST):' and 'Premier Rating (rankings last updated Feb. 14, 2018, 4 a.m. EST):', both showing 'All' ranks with 'N/A' values for Global, Zone, and Country.

9. This will bring you to the **Basic Rank Professor Application** page. Choose the program you wish to apply to. In this tutorial, we chose the **Organizer Basic** Program, which allows a Professor to apply for a Pokémon League and sanction tournaments. For applicants in the United States, a background check is required. If you consent to a background check, click the box, and then click **Continue**.

This service is paid for by The Pokémon Company International, and applicants will be contacted by a third party regarding the background check.

Home Pokédex Watch Pokémon TV Online Games Trading Card Game Video Games Attend Events

Welcome Rank Application Completion

Welcome to the Basic Rank Professor Application

This application is your gateway to getting involved with the Play! Pokémon Program as a volunteer in your area! If you want to start hosting local events, or if you think you have what it takes to be a judge in your area, you have come to the right place.

In this application, we want to start the process of getting to know you. We'll ask about your experience and your goals, and we'll try to make sure you are a good fit for our program. Once you have finished the application portion, you will be asked to choose a certification to start with. You will be able to choose from Organizer, TCG Judge, or VG Judge. Pick the one that best fits your goals in the Professor Program. After you have one certification under your belt, you may decide to take other certifications later.

All of that will come later. For now, each journey starts with a single step, and your journey starts with clicking the button below! Good luck!

Choose a certification you would like to take for this Professor Program application. You will be able to take additional certifications 30 days after successfully completing your first.

VG Judge Basic TCG Judge Basic Organizer Basic

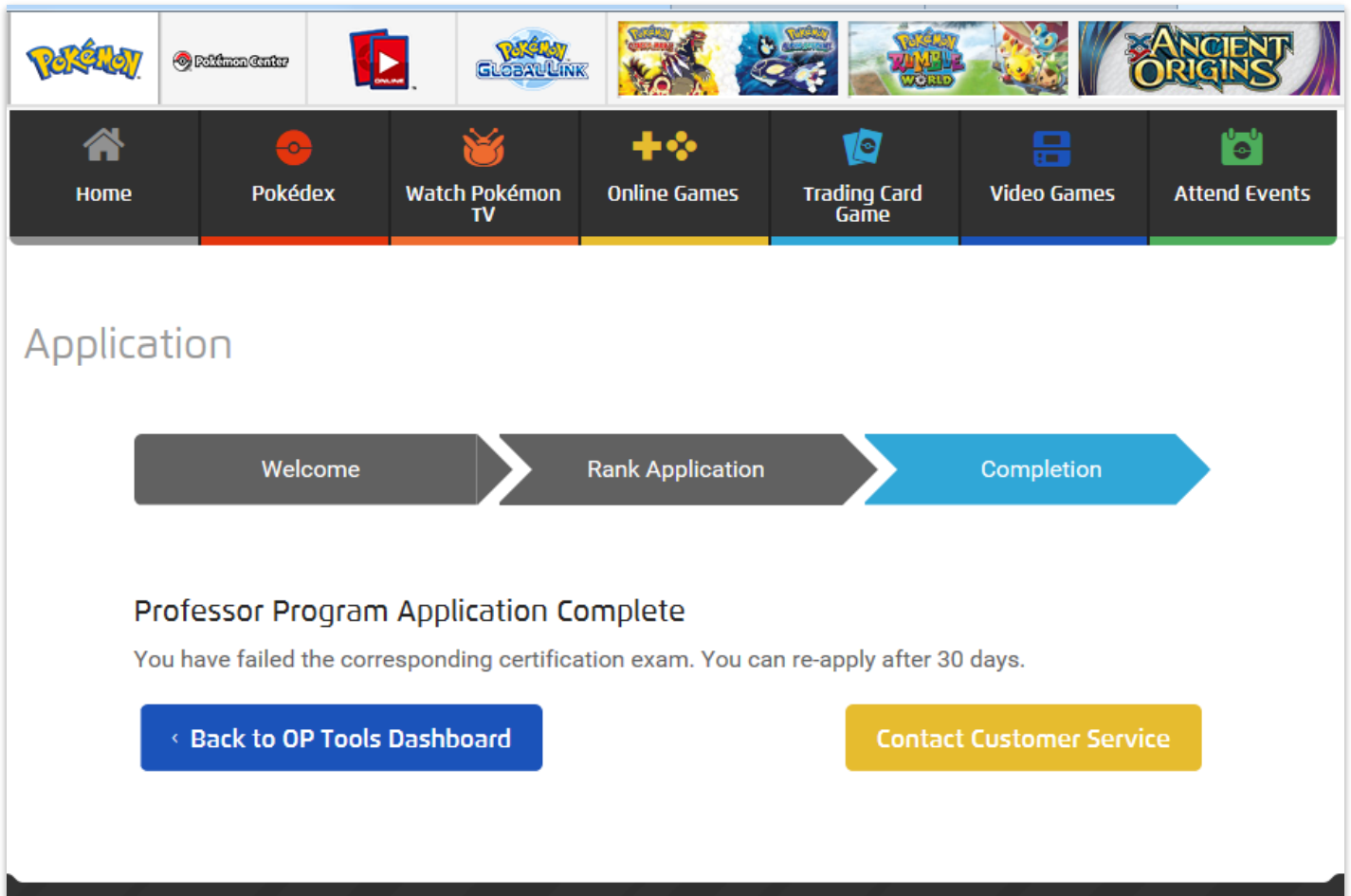
Background Check

The Pokémon Company International Inc. is committed to helping create a safe environment for children who participate in tournaments affiliated with Pokémon. To further that goal, The Pokémon Company International will be conducting regular and random background checks on people involved in running Pokémon events.

Are you willing to submit to a background check?

Continue

10. Answer all of the questions in the application, and submit when finished. You will be informed of your pass or fail status on the following page. If you didn't pass, you will be able to re-apply after 30 days.



11. On the **OP Tools Dashboard** page, your Certifications and Rankings will be displayed. On this page, you can also apply to the other Professor programs, provided 30 days have passed since the last application attempt.

